



DIAMONDBACK PV

PORTABLE, ELECTRONIC, STEEL DECK TRUCK SCALES



CC No. 89-016



Thurman's portable version of its high capacity steel deck truck scale is built for easy site relocation for demanding applications such as agriculture, mining, road construction, quarrying, logging, milling and foundry.



THURMANSCALE.COM

DIAMONDBACK PV

PORTABLE, ELECTRONIC, STEEL DECK TRUCK SCALES

THE DIAMONDBACK DIFFERENCE

Thurman Scale raises the bar on portable, electronic, truck scale design with the DiamondBack PV Portable Steel Deck Truck Scale. This dynamic new line boasts the greatest load capacity and overall weighbridge strength of any portable steel deck scale that's carried the Thurman name. It's also packed with standard features that other manufacturers quote as extras.

- **CLC Advantage**

The DiamondBack PV features the highest Concentrated Load Capacity of any scale in its class — 90,000 lbs.

- **Deflection Advantage**

The DiamondBack PV weighbridge is designed to experience the least possible bending when load is applied. This ultra-low deflection ratio (1:1260) means that your DiamondBack PV was built to outlast all its competition.



LOW PROFILE WITH OPEN-BOTTOM DESIGN

The DiamondBack PV's low 18" profile allows above-grade installation and shallow approaches. Its Open-bottom design creates a natural scale ventilation system.



The DiamondBack PV features a full 5 7/8" clearance for easy understructure clean out.




EXTERNAL ELECTRONIC COMPONENTS

All electronics, such as this Smart Sectional Controller, are externally mounted for easy access and fast routine maintenance.



Armour Guard protects electronic component cabling against the elements and gnawing rodents.




EXCEPTIONAL PORTABLE FEATURES

- The DiamondBack PV's interlocking modules promote no-hassle site relocation and infinite scale length extension possibilities.
- The modules are configured on site, in just a few hours, due to our unique frameless design with integrated bulkheads.
- If later desired, the DiamondBack PV can be placed in a permanent foundation by simply removing the bulkheads.

EXPERIENCE THE POWER OF THURMAN


IT'S THE SUPERIOR CHOICE

Thurman Scale offers one of the broadest lines of vehicle scales and heavy capacity weighing equipment on the market. For more than 95 years, Thurman has focused its efforts into building superior products and delivering complete customer satisfaction. That's why we believe you'll find Thurman to be the most valuable choice for all your vehicle weighing needs.



ULTIMATE LOAD CELL WITH CHECKLINK™

Thurman's 75,000 lb., alloy tool steel, double-ended shear beam load cells come factory assembled and wired to junction boxes. CheckLink™ Technology protects these cells from hard shocks and side loads.




Easy-to-remove top access plates speed routine maintenance to the DiamondBack PV's load cell compartments.



OPTIONAL STEEL RAMPS

Instantly ramp-up your DiamondBack PV with Thurman's durable steel entry and exit ramps. Ramps are simple to lock into place and attach directly to the bulkhead.



Diamond tread on DiamondBack PV ramps and weighbridge modules promotes tire traction and deck durability.

OTHER EXCEPTIONAL FEATURES

- Optional Intalogix Technology provides advanced lightning/surge protection and unsurpassed load cell diagnostics.
- Two-component, chemically cross-linked, acrylic urethane industrial coating system.
- DiamondBack PV modules can be configured to create standard length scales from 23' to 80'. Custom sizes available.
- CheckLink, Thurman's unique, maintenance-free, self-checking parallel link suspension system provides full 360° shock suspension.



DIAMONDBACK PV

PORTABLE, ELECTRONIC, STEEL DECK TRUCK SCALES



**TOUGH SCALES
FOR TOUGH JOBS**

SPECIFICATIONS

Platform sizes

Widths 10' standard
Lengths 23' to 80' standard
(custom sizes available)

Scale capacity 60-135 tons

Concentrated load

capacity (CLC) 90 k

Sections 2 to 5

Deck construction Welded steel deck plate

Deck height 18 inches

Product assembly Modular

Approvals NTEP CC# 89-016

Load cell

Capacity 75,000 lbs

Type Double-ended shear beam

Resistance 700 ohm cells

Output 3.0 mv/V

Cable protection Armour Guard

Checking CheckLink™

Approvals NTEP CC# 06-114, Factory Mutual

Scale options Traffic lights and kits, ticket printers,
instrumentation, remote displays,
rub rails, deck runners, steel ramps



LOCAL AUTHORIZED THURMAN DISTRIBUTOR

Call toll-free:

(800) 688-9741

Call between 8:00 a.m. – 5:00 p.m. Central Time
4025 Lakeview Crossing • Groveport, OH 43125 • (614) 221-9077
Internet Address: <http://www.thurmanscale.com>

